



## Creating a Maryland General Assembly Account

Testifying before legislators in committee hearings is a crucial time in the lifespan of a bill! There are two ways to provide testimony - in writing or verbally either in person or virtually before the committee members. Testifying is the way you can make your voice heard and impact the next steps a bill will take on its way to becoming a law!

The first step is to create an account on the Maryland General Assembly website through which you will submit written testimony or sign up to deliver verbal testimony. It's quite simple if you follow these step-by-step instructions. If you need any assistance, please don't hesitate to reach out to [Kimberly Shoe](#), MCF's Family Voice and Advocacy Administrator!

### Step 1

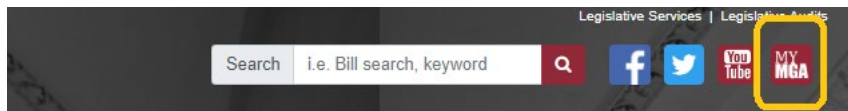
---

Visit the [Maryland General Assembly](#) website.

### Step 2

---

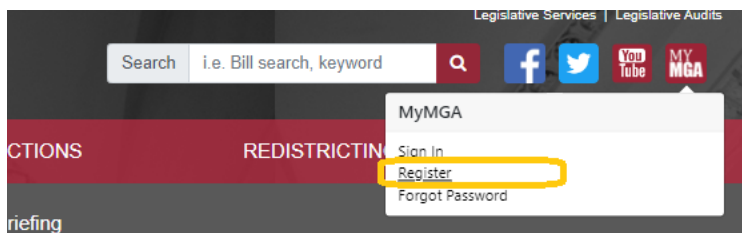
Click the "MyMGA" icon in the upper right corner of the webpage.



### Step 3

---

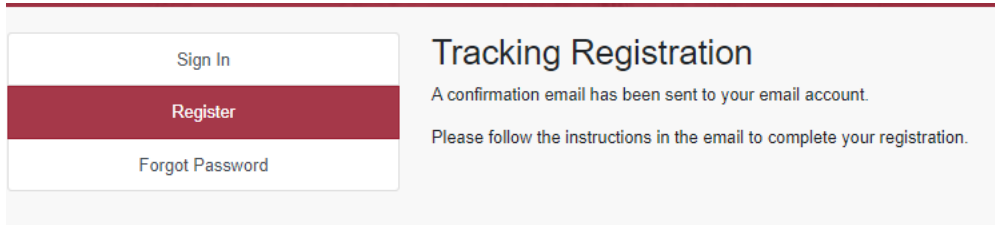
Choose "Register" from the drop-down menu.



## Step 4

---

Complete the registration form, then click the Register button at the bottom. You should receive this message when done.

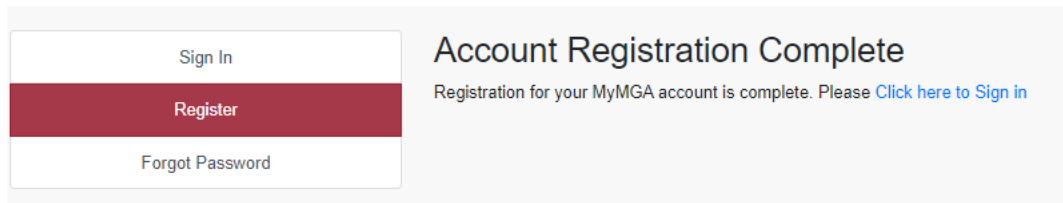


The screenshot shows a user interface with a navigation menu on the left containing three items: "Sign In", "Register" (highlighted in a dark red bar), and "Forgot Password". To the right, the main content area has the heading "Tracking Registration" and two lines of text: "A confirmation email has been sent to your email account." and "Please follow the instructions in the email to complete your registration."

## Step 5

---

Check your email! You will be required to click on the provided link to complete your registration. Note that the link is only valid for 24 hours so don't delay! Once you click on the link you will be taken to this page to confirm your registration is complete! Click the "Click here to Sign in" hyperlink and sign into your new MyMGA Account!



The screenshot shows a user interface with a navigation menu on the left containing three items: "Sign In", "Register" (highlighted in a dark red bar), and "Forgot Password". To the right, the main content area has the heading "Account Registration Complete" and a line of text: "Registration for your MyMGA account is complete. Please [Click here to Sign in](#)"